




Royal Agricultural Society of NSW

Competition Information Booklet

Sydney Royal
District Exhibits
Schools
Competition

11-22 April 2025
Sydney Showground
Sydney Olympic Park
www.rasnsw.com.au





2025 SYDNEY ROYAL SCHOOL DISTRICT EXHIBITS DISPLAY COMPETITION

GUIDELINES

WHAT IS AN EXHIBIT?

An Exhibit stand is not just two flat surfaces, namely a table and a wall. It is in fact a very large cube of air, all of which is available for use. Always think of a Show Exhibit as three dimensional. The display is an area of space which is available to be filled with promotional material.

A Show is an important place where rural people have the opportunity to tell their story to others, a story which is seldom told. What is the value of primary produce? What can it do for me? How is it produced? What sort of people are behind the product? Tell the story and tell it in an interesting way, so that people will hear it.

The aim of the Schools District Exhibits is to engage, educate and promote agriculture, in turn showcasing the diversity of our rural pursuits through the collaboration of the various departments in your school, for example, Agriculture, Design and Technology, Art and Woodwork.

THE THEME

How do you start to develop a theme?

- Look at your district and start a brainstorm...
- Facts and figures, towns and communities, people and places, dates, major events, industries, anything you can think of.
- Get out the most meaningful ideas that will influence the public.

Develop a theme that is interesting and catchy. Incorporate the theme throughout the Exhibit – don't just leave the theme on the back wall. Keep your theme as short and concise as possible.

EXHIBIT DESIGN

Once your design is worked out, it should be drawn firstly on paper and then a model made to scale. A coloured-in drawing of the design could be made to see how the overall effect of colour and shape will blend. The model is also very useful when constructing the Exhibit as members can tell at a glance where each product goes. Ensure that the scene on your back wall flows naturally through to the bed of the Exhibit so the public and judges do not get the impression of two separate Exhibits.

COLOUR

Good colour in either artificial decorative materials or produce can make or mar an Exhibit. Non-agricultural materials should complement the produce – not overshadow it. Judges will mark down where this occurs.

DISTINCT OUTLINES

Distinct outlines are very important when making a design on the back wall or the bed of the Exhibit where fruit, grains, etc. are to be used. Unless there is a distinct outline, they will always have a shaky effect.

FOCAL POINT

The most important part of the display is placed at the focal point – the next most important objects are placed around this focal point and then incidentals are outside that. The focal point does not have to be in the centre – in fact it may be towards the left- or right-hand corner.

OTHER DECORATIONS

Many different materials can be used. Artificial material such as dyed sawdust, coloured papers etc. and agricultural material such as grains, lucerne chaff, cotton (white or dyed).

Lighting effects can effectively enhance your design. Movement of some sort generally attracts a great deal of interest, eg. turntables, running water. However, do not let the movement dominate your Exhibit. Its real purpose should be to draw attention to your product.

DISPLAYING PRODUCE

Remember that produce is the **most** important part of an Exhibit. Produce should be selected to fit the design, colour, shape, size etc. *Produce does not need to have been grown at your school.* Obtain your produce from a reliable grower and order it in advance. Collect the produce a couple of days prior to the Show and grade it according to size and colour. Non-perishables can be selected and graded at home as time is precious once work starts at the Show. Make sure that your produce is the Exhibit, not just a part of it. Care should be taken when displaying produce as colour, size and shape of fruit and vegetables are necessary when pattern packing or collaging. Embellishments are permitted, provided there is no piercing or cutting of the produce. Untidy groups of produce seldom help an Exhibit. Always ensure that produce is of good quality and shown to its best. Ensure that the superior produce is placed in the more prominent position on your Exhibit. Any produce displayed in your Exhibit **must be Australian grown and produced.**

USEFUL MATERIALS

- Corrugated paper & heavy cardboard
- Discarded large cardboard boxes (from these you can make your background)
- Fabrics
- Masking tape, rulers & scissors
- Stapling gun, pins, tacks & nails
- Lettering guides
- Felt point and other types of lettering pens and pencils
- Rubber cement or glue
- Water paints or flat plastics
- Timber
- Hammer & saw
- Extra light bulbs and plugs, spotlights, extension cords

You'll want to collect this material before you start to build your Exhibit.

TRANSPORT

When packing produce for transport make sure it is packed well and kept in a safe place to prevent bruising and damage.

CONSTRUCTION

- All construction on the Exhibit floor (unless completed by RAS carpenters) and all produce on display must be placed on the Exhibit by the students. Advice may be given to students when required by adults associated with the school. The placing and preparation of all produce on the Exhibit must be done by the students.
- Details relative to lighting and power points are to be shown on the plan when submitted. Each school will be permitted a maximum of two overhead (porta flood style only) spotlights. Once installed the RAS will not be responsible for the supply of additional lighting or power requirements, and additions or alterations to lighting or power will not be made without prior consent of the RAS electricians. All such work must be carried out by a fully qualified electrician.
- Dimensions of Exhibits shall be as shown on the provided diagram. **Please ensure purchased boards are the correct size as per plan.**
- The RAS will supply and install a sign with your school's name directly above your display.
- Schools are not permitted to have sound as part of their Exhibit.
- 1 trestle table and 2 plastic chairs will be provided for your use during bump-in and construction.

GENERAL FINISH

When the Exhibit is finished, look for points such as untidiness and holes. You should look from the front, then move back as far as you can as often holes, and bare boards show up which cannot be seen close to the structure. You should then look as far as you can on each side. See that the front of the stand is bright and clean, this also applies to the area around the top and between stands.

WRITTEN SUBMISSION

You will be required to provide a 200-250 word exposition of the concept and theme of your display. This will be printed and displayed in the fencing at the front of your display.

JUDGING

- All construction work and placing of materials, with the exception of perishables, must be completed by **4pm on Thursday 10 April 2025**.
- Exhibits must be in position and ready for judging not later than **7am on Friday 11 April 2025**.
- Judging will commence at **8.30am on Friday 11 April 2025**.
- At least one participating student from your school **must** be in attendance during the full period of judging and to assist the judges and stewards whenever necessary.
- Only Officials and Exhibitors may enter the exhibiting area during the judging period.
- A judging feedback session will be held and will commence on completion of judging.
- All items displayed on the Exhibits shall remain on the Exhibits for the duration of the Show.
- All Exhibits **must** be collected on **Wednesday 23 April 2024, between 8am and 1pm**.

NOTE: Entries not collected by 1.00pm will be disposed of.

SCALE OF POINTS USED IN THE JUDGING OF EXHIBIT DISPLAYS

- | | |
|--|------------|
| ➤ Theme: | 50 |
| ▪ effectiveness and communication of theme | |
| ➤ Design: | 50 |
| ▪ quality of design and perspective | |
| ▪ use of colour, lighting and contrast | |
| ▪ use of materials, graphics, symbols, proportion composition and layout | |
| ➤ Produce: | 50 |
| ▪ visual quality of produce used on display | |
| ▪ diversity and quantity of produce displayed | |
| ➤ Staging and Display: | 100 |
| ▪ artistic merit, innovation, creativity and skill of display construction | |
| ▪ stage setting (construction), effective display of products and utilisation of area. | |
| ➤ General Presentation: | 50 |
| ▪ overall presentation of the display | |
| ▪ student engagement with viewers to explain theme of display | |

PRIZES

The Arthur and Marie Johns Memorial Trophy, supported by the **Royal Agricultural Society of NSW** will be awarded to the winner of the Schools District Exhibits Display Competition.

Prizemoney

1st place - \$500. 2nd place - \$400, 3rd place - \$300.

Place ribbons and certificates will also be awarded.

Highly Commended places may also be awarded.

Participation certificates will be provided for all students that were involved (including the design of the display).

CONDITIONS OF ENTRY

- The school irrevocably consents to the RAS publishing or reproducing in any manner whatsoever any particulars or information in relation to their Exhibits; the publication or reproduction may be in a printed form or visual image through electronic means and/or on the internet.
- Vehicle passes will be provided for entry to the Showgrounds for participants engaged in the building of Exhibits. Admission will be made only on presentation of these passes. Photo I.D. passes will also be provided.
- Dismantling of the Exhibits shall not begin before **8am on Wednesday 23 April 2025** with the exception of highly perishable items which shall be removed as and when necessary, by the Stewards.
Note: A request must be made to the Agriculture Events Manager prior to the Show if the display needs to be dismantled any earlier than the time and date stated above.
- Schools are required to maintain the standard of Exhibits during the period of the Show and where necessary to replace perishable items with similar items of reasonable quality ie. perishable produce must be placed on the stand where it can be replaced easily. The quality of produce must be such that it will last for the duration of the Show.
- Schools are not permitted to display sponsors signs.

PIZZA PARTY

A pizza party for students and teachers will be held on Wednesday 9 April 2025. This is a great opportunity to meet and chat with fellow students from around NSW and to admire the work of all school's displays. For catering purposes please advise the Events Manager of the number of attendees.

AWARD PRESENTATION

The winner of the School District Exhibit Display Competition will be awarded The Arthur and Marie Johns Memorial Trophy at the District Exhibits Competition Award Presentation to be held Saturday 12 March 2025 at 10.30am in The Dome (front of the District Courts). Students accepting the award are required to wear school uniform.

TEACHER FEEDBACK SESSION

A teacher feedback session will be held after the award presentation at approximately 11am in the Sanders Room, Level 1 Dome Foyer.

PREVIOUS WINNERS

2024 - Lake Illawarra High School

2023 - Tempe High School

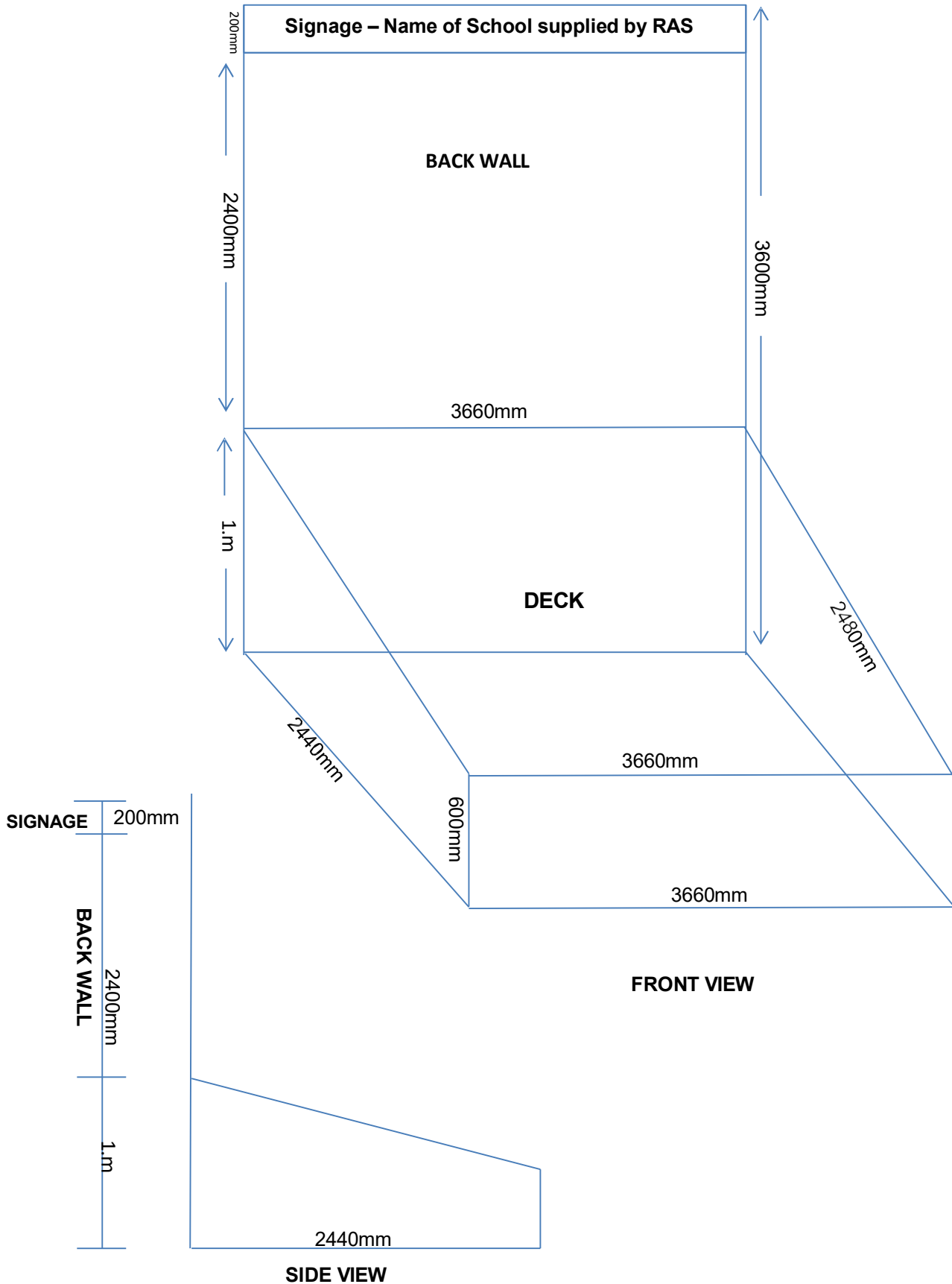
2022 – Hurlstone Agriculture High School

HISTORY OF THE DISTRICT EXHIBITS SCHOOL DISPLAY COMPETITION

Students have been demonstrating their farming skills at the Show for over 100 years. The first display of farm produce by school children was at the 1904 Show, where pupils from Eglinton Public School (near Bathurst) and Numba Public School (near Nowra) displayed cereals and produce, including oats, rye, barley, potatoes, gourds and grasses. The displays were an example of the practical farming methods being introduced in many schools and agricultural colleges at the time, and it was hoped that they would inspire more young people across the state to get involved with agriculture.

The tradition is carried on today by students competing in the Schools District Exhibits Display Competition. This inaugural competition was held in 2010 with Woodenbong Central, Muirfield High and Menai High Schools competing. The school exhibits attract a lot of interest and are a highlight in the Centre for Agricultural Excellence in the Dome, proudly showcasing the talent, creativity and accomplishments of schools around NSW.

SCHOOLS DISTRICT EXHIBITS DISPLAY COMPETITION PLAN



2025 Sydney Royal School District Exhibits Display Competition

IMPORTANT DATES

DOCUMENT	TIME	DATE	NOTE
Bump-in/Construction commences	from 8.00am	Saturday 5 April 2025	Dome foyer. Hi-Vis vests and closed toe shoes are required. Ensure ALL attendees have a valid pass.
Pizza Party	1.00pm	Wednesday 9 April 2025	For catering purposes, Coordinator will request no. of attendees from your school by 10.00am.
Construction completed	by 4.00pm	Thursday 10 April 2025	Refer Judging Guidelines (pg. 3) for clarification.
Judging commences	8.30am	Friday 11 April 2025	At least one student representative must be present.
Judging feedback session	9.30am	Friday 11 April 2025	To commence on completion of judging.
Award Presentation	10.30am	Saturday 12 April 2025	Students to wear school uniform
Teacher feedback session	11.00am	Saturday 12 April 2025	To commence on completion of Award Presentation.
Bump out	from 8am	Wednesday 23 April 2025	Must be completed by 1.00pm.

**2025 Sydney Royal
School District Exhibits Display Competition**

FORM/DOCUMENT SUBMISSION CHECKLIST

DOCUMENT	NOTE	FORWARD TO RAS BY	COMPLETED
Exhibit plan DUE	Example attached. Forward CAD or hand drawn image via email.	Friday 7 February 2025	
Electrical requirements form DUE	Form emailed. Complete and return via email.	Friday 21 February 2025	
Vehicle Pass form DUE	Form emailed. Complete and return via email.	Friday 21 February 2025	
Written Submission DUE	Form emailed. Complete and return via email.	Friday 7 March 2025	
Certificate of Currency DUE	Forward via email.	Friday 14 March 2025	
Tax Invoice DUE	Forward via email.	Friday 14 March 2025	
Participant Names DUE	Form emailed. Complete and return via email.	Friday 14 March 2025	

Email all documents to kblayney@rasnsw.com.au



SCHOOLS DISTRICT EXHIBITS DISPLAY COMPETITION

ROYAL EASTER SHOW 11 April – 22 April 2025
A DIVISION OF THE ROYAL AGRICULTURAL SOCIETY OF NSW (RAS) ABN 69 793 644 351

APPLICATION FOR ENTRY

THIS APPLICATION MUST BE SUBMITTED BY FRIDAY 29 November 2024

INSTRUCTIONS

- This Application **MUST** be submitted to the Agriculture Events Manager, Royal Agricultural Society of NSW by Friday 29 November, 2024 unless otherwise specified by the RAS.
- **Email this Application for Entry to kblayney@rasnsw.com.au**
- Telephone inquiries and to obtain copies of the RAS General Regulations, please contact the Agriculture Competitions Coordinator on (02) 9704 1154. RAS General Regulations may be viewed at www.rasnsw.com.au

EXHIBITOR DETAILS

SCHOOL NAME:

Address:

Town/Suburb:

State:

Postcode:

AUTHORISED CONTACT PERSON

This is the person we will contact for information in relation to this Exhibitor's Application for Entry.

Mr Miss Mrs Ms

First name:

Last Name:

Mobile:

Phone:

Email:

SHOWTIME AUTHORISED CONTACT PERSON

Showtime Authorised Contact Person's name and mobile number will appear on the Dashboard Slip.

For some Competitions, Dashboard Slips are issued to Exhibitors and must be displayed on the dashboard of each vehicle at all times while on the Showground. Check the Competition Schedule for more information.

Mr Miss Mrs Ms

First name:

Last Name:

Mobile:

TAX DETAILS

Tick applicable option on the left. For the second option, provide your ABN and tick whether or not you are registered for GST.

I, the above-named Exhibitor, apply to enter the Exhibit on this Application for Entry either as:

a hobbyist or a private recreational pursuit and I am not required to quote an ABN for the purposes of this application

part of a business enterprise and I have an ABN:



Registered for GST?

YES NO

an overseas (non-Australian) business that is not entitled to an ABN as I am not carrying on an enterprise in Australia

PRIVACY ACT STATEMENT

Information provided by Exhibitors is primarily used to organise, process and conduct Competitions. This includes relevant information being made available to the ASC, to breed societies, to promote the event in the media and to facilitate storage of the information in the RAS Archive. The RAS Privacy Policy is available at www.rasnsw.com.au. Exhibitors have the right of access to and alteration of their personal information, and may lodge a complaint by contacting the RAS Privacy Officer on (02) 9704 1111, or by writing to the RAS, Locked Bag 4317 Sydney Olympic Park NSW 2127.

OPT IN below to keep informed about RAS offers and events which may not relate directly to your Competition:

Yes, please use the **email address** of the Authorised Contact Person.

Yes, please use the **mobile number** of the Authorised Contact Person.

CONDITIONS OF ENTRY

The Exhibitor **MUST SIGN** this Application for Entry.

I, *(print name)*

- Agree to be bound by the Competition rules found in the RAS General Regulations and the Special Regulations of this Competition;
- Warrant that the information I have provided is true and correct to the best of my knowledge; and
- Certify that the Exhibit/s belongs to me, or is under my control with permission of the owner.

.....
SIGNATURE AND NAME OF EXHIBITOR'S PRINCIPAL OR AUTHORISED SCHOOL TEACHER/REPRESENTATIVE

.....
DATE:

DISCLAIMER

The information contained in this publication is for the purpose of providing information to our Exhibitors and Show patrons. The information is correct at the time of printing; however, the information may be subject to change or amendments. Please check our websites for the most recent up to date information.

The RAS will keep you informed of any changes to competitions or scheduling whenever practicable.



2025 SYDNEY ROYAL EASTER SHOW

11 April – 22 April 2025

Due Friday 21 February 2025

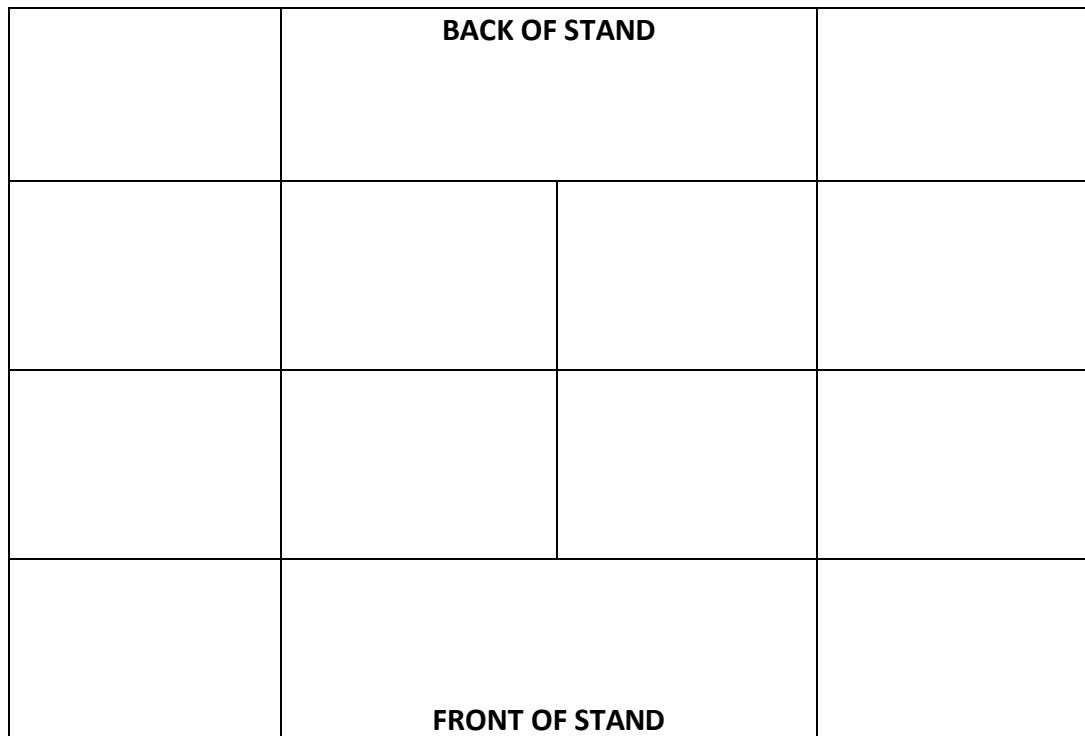
FORM #4

EXHIBITOR SERVICES FORM ELECTRICAL SERVICES

SCHOOL NAME: _____

LIGHTING AND POWER (Includes Power Consumption)	QTY REQUIRED
240v Power Point to 3600w maximum 15 amp	
415v 3 Phase Outlet to 32 amp (5 Pin Plug includes Neutral)	
Power Board (Splitter) 415V32A to 6 x 240V 15A Power	
415v 3 Phase Direct Connection	

Please sketch a diagram of your stand showing the location of Electrical Services required.



Forward Completed form to

Kim Blayney – Agriculture Events Manager

kblayney@rasnsw.com.au

Royal Agricultural Society of NSW, Locked Bag 4317, Sydney Olympic Park NSW 2127

THE SYDNEY ROYAL DISTRICT EXHIBITS COMPETITION

What is the Sydney Royal District Exhibits Competition?

The District Exhibits Competition showcases excellence in NSW agriculture and brings the cropping and horticulture sections of Agricultural Production to the Sydney Royal Easter Show.

- The first District Exhibits Display was staged in 1876.
- The District Exhibits promotes the hard work of our rural communities and showcases the agricultural excellence in NSW.
- NSW is divided up into four competing districts Central, Southern, Northern and Western Districts.
- These Districts are referred to as Courts. The Courts are made up of community volunteers.
- The Districts Exhibits Competition comprises of three major awards -
 - **Winner - Produce Competition** - The premier award, The District Exhibits Perpetual Shield is awarded to the winning District achieving the most points over the twelve sections in the produce competition. The Perpetual Shield is the oldest perpetual trophy in the RAS collection and was first awarded in 1911.
 - **Winner - Display Competition** – is judged on Theme, Design, Staging & Display, Visual Impact and General Presentation.
 - **Winner - People' Choice** – is awarded to the winning District voted Best Display as voted by the public.

The District Exhibits Produce Competition is judged over six days prior to the opening of the show. There are over 50 judges involved in the judging process. The produce that is judged in the competition is incorporated into the display. The District Exhibits Competition has 13 sections which are as follows -

1. **Grain** – Wheat, Oats, Barley, Rye or Triticale, Oil Seed Crops, Pulse Crops, Maize, Rice and Sorghum
2. **Wool** – Merino (Super Fine, Fine, Medium, Strong), Fleeces other than Merino – Crossbred Type (Comeback, Fine Crossbred, Medium Crossbred), British Breeds – Longwool Types, Australasian Breeds – Corriedale
3. **Dairy** – Cheeses
4. **Food** – Hams & Bacon, Eggs, Honey (Liquid Honey, Comb Honey in Frames, Creamed Honey and Beeswax), Olive Oil, Olives a & Olive Products
5. **Wine**
6. **Preserved Fruits, Jams & Conserves, Jellies & Marmalades, Preserved Vegetables, , Chutneys & Savoury Sauces**
7. **Fresh Fruit & Nuts** – Apples, Pears, Citrus, Bananas, Pineapples, Peaches, Plums, Nectarines, Grapes, Miscellaneous Fruits including Berries, Peanuts, Nuts (other than peanuts)
8. **Vegetables & Ginger** – Potatoes, Onions, Root Vegetables (Carrots, Parsnips, Swedes, Turnips, Sweet Potatoes, Beetroot), Tomatoes, Peas, Beans, Brassicas (Cabbage, Cauliflowers, Brussel Sprouts, Broccoli, Kohl Rabi, Pak Choi, Chinese Cabbage, Kale), Salads (Lettuce, Radishes, Eschalots, Celery, Cucumbers, Mushrooms, Miscellaneous Vegetables & Herbs (Garlic, Sweet Corn, Chokos, Peppers, Eggplant, Gherkins, Silverbeet, Rhubarb, Leeks, Dried or Fresh Herbs)
9. **Cucurbits** – Table Pumpkins, Butternuts, Table Grammas, Squashes, Marrow, Zucchini, Rockmelons, Honeydew Melons and Watermelons.
10. **Stock Fodders** – Baled Hay (Oaten, Wheaten & Lucerne), Baled Grass Clover, Pasture or Millet Hay), Sheaves of Cereal Hay, Chaff (Oaten, Wheaten, Lucerne), Green Maize, Pumpkins for Stockfeed, Grammas, Pie Melons, Stock Roots (Mangolds, Turnips, Sweet Potatoes, Carrots, Sugar Beet, Swedes, Arrowroot, Artichokes), Forage Sorghums and Miscellaneous Fodders Cured.
11. **Commercial Fibres & Tropical Products** – Cotton, Mohair, Alpaca Fleece and Sugar Cane.
12. **Pasture Grasses, Legumes and Other Herbage Species Cured Natural and Introduced, Temperate or Sub-Tropical**
13. **Effective Display and Presentation** – judged on the first day of the Show.

**2025 SYDNEY ROYAL
SCHOOLS DISTRICT EXHIBITS DISPLAY COMPETITION**

Enquiries to:

AGRICULTURE EVENTS MANAGER

Telephone: (02) 9704 1154

Email: districtexhibits@rasnsw.com.au